

NEW

GROHE
EUROCUBE
JOY

MAKE A CLEAR
STATEMENT

MASTERS OF TECHNOLOGY



JEANNINE FISCHER

Master of Technology, uses a force meter to determine how little pressure is needed to operate a joystick lever fitted with GROHE FeatherControl technology.

MASTERS OF TECHNOLOGY

GROHE's people have been regarded by their peers in the industry as Masters of Technology, because of their innovations, outstanding design and award-winning fittings.

By a combination of their advanced craftsmanship and their cutting-edge approach to effective teamwork and processes, our Masters of Technology take the lead in developing, designing and manufacturing our outstanding product range, all the while testing and fine-tuning each piece to ensure continued customer satisfaction.

The result: Timeless design. And quality that lasts a lifetime. Again and again GROHE products surprise users with unique features that provide 'Pure Freude an Wasser'. When you use a GROHE product you can feel the difference. Time after time.

Take for example the new GROHE Eurocube Joy tap range. The design is reduced to perfectly square shapes. It is a cosmopolitan offering, created to complement the most modern of interior spaces. Its pure cubic form and flawless surfaces radiate precision craftsmanship. The increased spout height is designed to offer greater ease of access and user comfort. At the same time the GROHE FeatherControl cartridge offers light-as-a-feather operation and precise control of water flow and temperature, guaranteed to last for the life of the tap.

Another feature of GROHE Eurocube Joy is the lasting quality of the surfaces. Thanks to the GROHE StarLight® coating, the tap is incredibly scratch-resistant, meaning the dazzling surface won't mark or tarnish.

EUROCUBE BATHROOM MAKE A CLEAR STATEMENT

Straightforward, attractive and always focused on the essential. Cosmopolitan life in the teeming city becomes a bit more manageable if you are surrounded by straight lines. The overarching concept of GROHE Eurocube Joy evokes the dynamic lifestyle of busy people and celebrates the dramatic beauty of the cube. Enjoy a bit of clarity.







Pure metropolitan design. No ifs, no buts, no deviations. Eurocube Joy bathroom architecture has that clear sense of rigour that comes with innovative technology, exemplified by GROHE's FeatherControl joystick cartridge technology.





Clear profile. The minimalist joystick operation and bold, artistic design combine to form a greater whole.



Wide choice. Eurocube Joy is a cosmopolitan offering, created to complement the most modern of interior spaces. The new Eurocube offers beautifully co-ordinated cubic design.



S-Size



M-Size



XL-Size

MOMENTS OF TRUTH

GROHE's Masters of Technology announce the innovative quality of their work in so-called "Moments of Truth". These are the moments when the end-user becomes aware of the tangible benefits that the product offers, as well as the achievement that it represents, for the very first time. At these times, all the efforts that have gone into research, development, production and refinement result in genuine delight and authentic satisfaction for the customer.



GROHE FeatherControl

The joy of effortless fingertip control and long lasting silky smooth operation.



GROHE StarLight®

Made-to-last surfaces ranging from precious matt to shiny like a diamond.



GROHE EcoJoy

Save precious resources and enjoy 100% water comfort.



GROHE QuickFix®

Faster, easier and hassle-free, GROHE QuickFix® cuts installation time by up to 40%.



GROHE FEATHERCONTROL

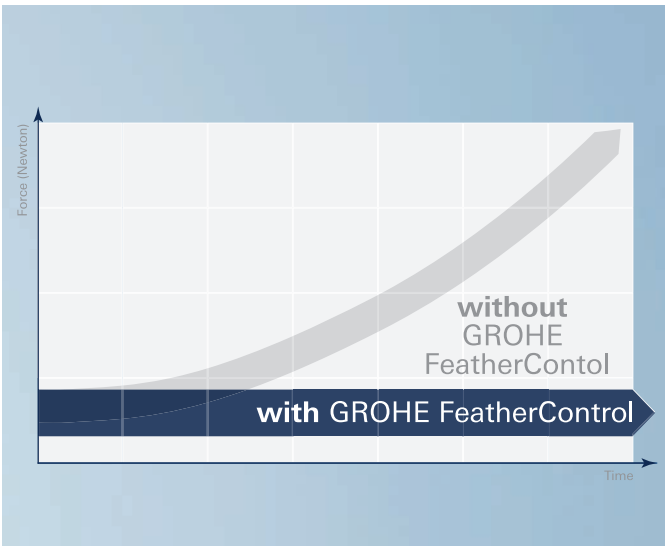
Tap operation that is as light as a feather. Smooth joystick handling for effortless precision and ultimate convenience to last a lifetime. The brand new GROHE FeatherControl cartridge brings joystick control to a whole new level. Using state-of-the-art coated ceramic discs and an innovative sealing, the GROHE engineers have created a joystick cartridge with a wider volume and temperature angle – for a more precise control – with the same silky smooth operation as our renowned GROHE SilkMove® cartridge. Only GROHE mixers deliver the unique GROHE FeatherControl experience. The solid smooth handling of our joystick-lever mixers perfectly expresses the quality and superiority of our brand.brand.




Effortless fingertip control and silky smooth operation, thanks to the superior ceramic disc-coating.



The wide FeatherControl temperature angle ensures more precise temperature control.



Even after years GROHE FeatherControl guarantees the same smooth operation as on day one.



Available in Eurocube Joy and Eurodisc Joy design.

GROHE Eurocube Joy

Washbasin



XS **S** M L XL

23 654 000
S-Size
Basin mixer
with pop-up waste set
23 656 000
smooth body



XS S **M** L XL

23 657 000
M-Size
Basin mixer
with pop-up waste set
23 658 000
smooth body



XS S M L **XL**

23 661 000
XL-Size
Basin mixer
for freestanding basins
smooth body



XS S **M** L XL

19 997 000 + 23 429 000
M-Size Basin mixer wall mounted 171 mm
+ separate concealed body
19 998 000 + 23 429 000
L-Size Basin mixer wall mounted 231 mm
+ separate concealed body



XS **S** M L XL

23 664 000
S-Size
Bidet mixer
with pop-up waste set



22 012 000
Cube angle valve



40 564 000
Cube bottle trap



40 565 000
Cube push-open waste set



GROHE
FeatherControl



GROHE
EcoJoy



GROHE
StarLight*



GROHE
QuickFix*



S-Size



M-Size



XL-Size

Bath & shower



13 303 000
Bath spout



13 304 000
with diverter



23 667 000 + 45 984 001
Bath/shower mixer
floor mounted
+ separate concealed body



19 898 000 + 35 501 000
Shower trim set
+ separate concealed body



23 665 000
Shower mixer



19 896 000 + 35 501 000
Bath/shower trim set
+ separate concealed body



23 666 000
Bath/shower mixer

GROHE matching thermostats & showers

Thermostats



34 488 000
Grotherm Cube
Thermostatic shower mixer

19 959 000 + 35 050 000
Grotherm Cube
Thermostatic shower mixer
+ separate concealed body

34 497 000
Grotherm Cube
Thermostatic bath/shower mixer

Showers



27 701 000
Euphoria Cube
Shower set 900 mm
27 937 000
Shower rail 600 mm

23 147 001
Euphoria Cube XXL
Shower System 230
with Eurocube single-lever mixer
Rainshower® Allure
head shower 230x230 mm

26 087 000
Euphoria Cube XXL
Shower System 230
with Grotherm Cube thermostat
Rainshower® Allure
head shower 230x230 mm



19 958 000 + 35 050 000
 Grotherm Cube
 Thermostatic bath/shower mixer
 with integrated 2-way diverter
 + separate concealed body

WC



38 732 000
 Skate Cosmopolitan
 Wall plate for dual flush
 use with GROHE concealed WC cisterns



27 705 000
 Euphoria Cube 150
 Head shower
 Spray pattern: Rain
 9.5 l/min. GROHE EcoJoy



27 704 000
 Euphoria Cube
 Shower outlet elbow



19 910 000
+ 29 800 000 / 29 802 000 / 29 805 000
 Cube concealed valve
 + separate concealed body 1/2" / 3/4" / 1"



27 702 000
 Euphoria Cube Stick
 Shower wall holder set
 non-adjustable wall holder
27 703 000
 with 9.5 l/min. GROHE EcoJoy



27 693 000
 Euphoria Cube
 Wall hand shower holder



26 370 000
 Euphoria Cube
 Shower outlet elbow
 with integrated hand shower holder

NEW

GROHE Essentials Cube Accessories



40 756 001
Holder + Soap dispenser



40 755 001
Holder + Crystal glass



40 754 001
Holder + Soap dish



40 512 001
Multi-towel rack 600 mm



40 510 001
Towel ring



40 624 001
Double towel bar 439 mm



40 511 001
Robe hook



40 507 001
Toilet paper holder




40 623 001
Spare Toilet paper holder



40 514 001
Grip

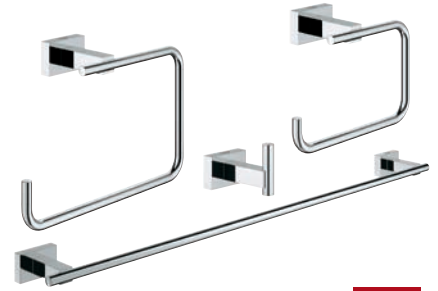


40 509 001
Towel rail 600mm



NEW

40 777 001
Guest Bathroom Accessories Set



NEW

40 778 001
Master Bathroom Accessories Set



40 513 001
Toilet brush set



NEW

40 757 001
City Restroom Accessories Set



NEW

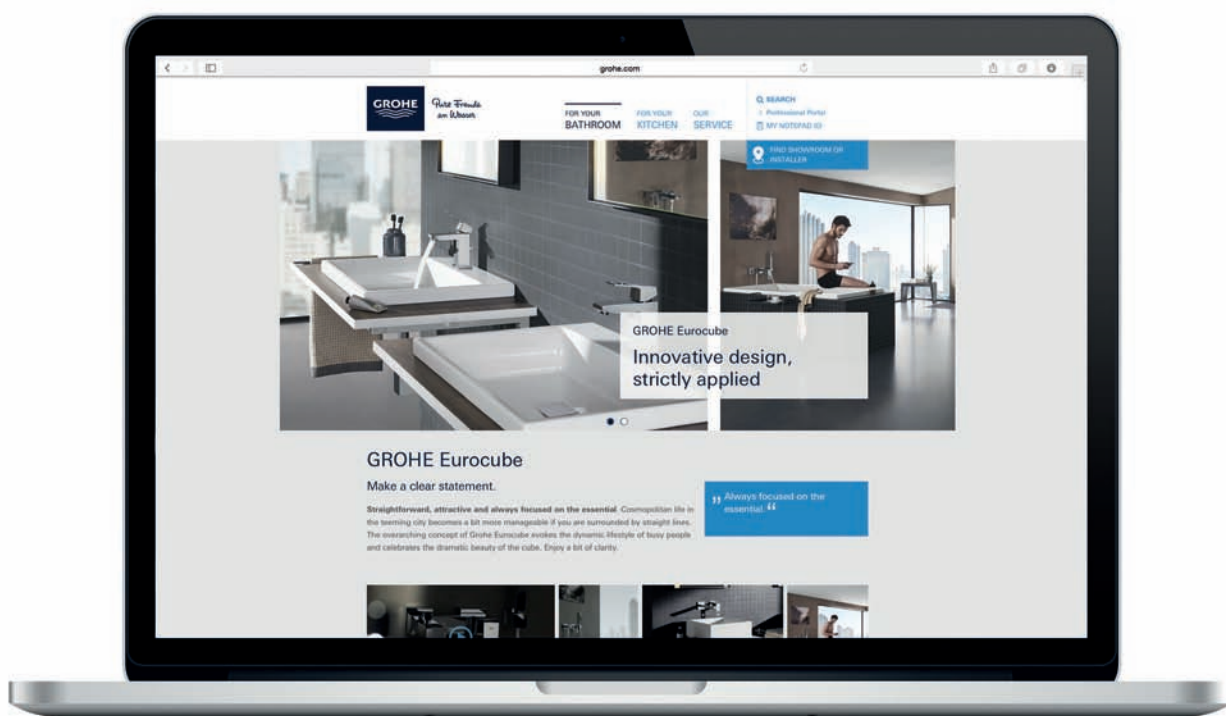
40 758 001
Master Bathroom Accessories Set





GROHE.COM/UK

Follow us



FOR FURTHER INFORMATION PLEASE VISIT OUR WEBSITE WWW.GROHE.COM/UK.



For more information about any Grohe product please contact Modern Plant. Our team of experts are on call to answer all your questions and provide you with advice to ensure your project is successful.

Web: www.tapsandshowers.ie | Email: sales@modernplant.ie | Tel: 01 461 4300

